

# 13–21NM Long Range Lantern

SL-300 Series – SL-300-1D5-1 & SL-300-1D5-2



The SL-300-1D5 series are 13 to 21NM long range marine lanterns with 1.5 degree vertical distribution, suitable for a range of day and night applications.



## High Intensity, Small Form Factor

The SL-300-1D5 series offers multiple intensity adjustments to over 90,000cd luminous intensity in a single tier (over 180,000cd in a 2-tier configuration). The small form factor provides minimal wind loading and convenient handling – delivering significant advantages over traditional larger lens stack assemblies.

## High Efficiency

The long range lanterns produce a class-leading intensity to power ratio, making them highly efficient and suitable for solar power solutions.

## Advanced PC or IR Programming

Sealite's convenient PC Configuration Tool or IR programmer allows a host of features to be user set including;

- Multiple intensity settings
- 310 flash settings including custom character
- Automatic effective intensity adjustment
- Adjustable on/off lux levels
- Low battery threshold
- GPS synchronisation offset
- Alarm conditions

## Optional GPS Synchronisation

For flash synchronisation of lanterns a GPS module may be fitted.

## Optional GSM Monitoring & Control

The SL-300-2D5-1 lantern may be fitted with a GSM module for monitoring and control – enabling users to access real-time diagnostic data and change lantern settings via cell-phone.



Precision upper heat sink



Shown with optional GPS antenna

## The Sealite Advantage

- Over 90,000cd luminous intensity white - single tier
- Over 180,000cd luminous intensity white - two tier
- Compact lantern up to 21NM visible range
- PC or IR Programmer for setup, diagnostic & testing
- Internal or external photocell options
- User configurable day/night lux levels
- Advanced remote monitoring features
- Wide operating voltage range 21–58VDC
- Internal data-logging for long term retention of key operational parameters & alarm conditions
- General purpose inputs (two) & outputs (two)

## Technical Specifications\*

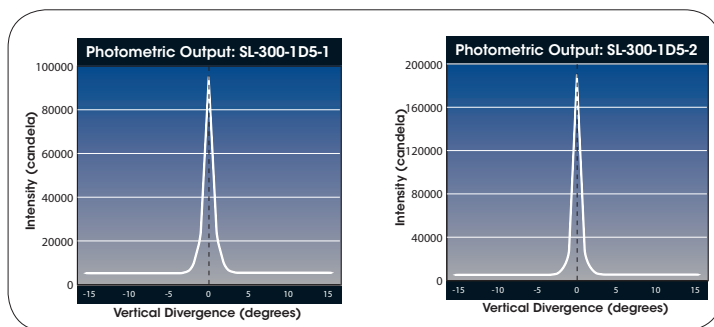
SL-300 Series	1.5° Single Tier Model	1.5° Two Tier Model
	SL-300-1D5-1	SL-300-1D5-2
<b>Light Characteristics</b>		
Light Source	High efficiency LEDs	High efficiency LEDs
Available Colours	White. Other colours available on request	White. Other colours available on request
Typical Maximum Intensity (cd) <sup>†</sup>	White - 94,400	White - 188,800
Visible Range (NM)	AT @ 0.74: 13–19 AT @ 0.85: 19.2–29.5	AT @ 0.74: 19–21 AT @ 0.85: 29.6–33
Horizontal Output (degrees)	360	360
Vertical Divergence (degrees)	>2.5	>2.5
Available Flash Characteristics	Up to 310 including 256 IALA recommended, & 1 custom	Up to 310 including 256 IALA recommended, & 1 custom
Intensity Adjustments	User adjustable	User adjustable
LED Life Expectancy (hours)	>100,000	>100,000
<b>Electrical Characteristics</b>		
Average Power (W)	Variable up to 132W	Variable up to 264W
Circuit Protection	Polarity protected	Polarity protected
Nominal Voltage (V)	24–48	24–48
Temperature Range	-40 to 60°C	-40 to 60°C
<b>Physical Characteristics</b>		
Body Material	Premium quality paint coating	Premium quality paint coating
Lens Material	UV-stabilised acrylic	UV-stabilised acrylic
Lens Diameter (mm/inches)	373 / 14¾	373 / 14¾
Lens Design	Multiple LED optic	Multiple LED optic
Mounting	3 & 4 hole 200mm bolt pattern	3 & 4 hole 200mm bolt pattern
Height (mm/inches)	302 / 12	496 / 19½
Width (mm/inches)	373 / 11¾	373 / 14¾
Mass (kg/lbs)	8.8 / 19½	18 / 39¾
Product Life Expectancy	Up to 12 years ^	Up to 12 years ^
<b>Environmental Standards</b>		
Wind Exposure	Rated to withstand 140knots	Rated to withstand 140knots
Humidity	0 – 100%, condensing	0 – 100%, condensing
Driving Rain	at 45° from vertical	at 45° from vertical
Waterproof	IP68	IP68
<b>Certifications</b>		
Immunity	EN 61000-6-1: 2007 (IEC61000-6-1: 2005).	EN 61000-6-1: 2007 (IEC61000-6-1: 2005).
Emission	EN 61000-6-4: 2007 (IEC 61000-6-4: 2006) + A1: 2001.	EN 61000-6-4: 2007 (IEC 61000-6-4: 2006) + A1: 2001.
FCC Part 15 Rules	IFCC Part 15 Subpart B.	IFCC Part 15 Subpart B.
IALA	Signal colours compliant to IALA E-200-1	Signal colours compliant to IALA E-200-1
Quality Assurance	ISO 9001:2015	ISO 9001:2015
<b>Intellectual Property</b>		
Trademarks	SEALITE® is a registered trademark of Sealite Pty Ltd	SEALITE® is a registered trademark of Sealite Pty Ltd
<b>Warranty*</b>		
	3-year warranty	3-year warranty
<b>Options Available</b>		
	<ul style="list-style-type: none"> <li>• GPS Synchronisation</li> <li>• AIS Type 1 or Type 3</li> <li>• GSM Monitoring &amp; Control System</li> <li>• RS232/422/485 Port</li> </ul>	<ul style="list-style-type: none"> <li>• General purpose inputs (2) &amp; outputs (2)</li> <li>• Variety of solar/battery configurations</li> <li>• Bird deterrent spikes</li> <li>• Serial programming cable</li> </ul>

\*AIS option will be with external Type 1 or Type 3 AIS transponder

\*Refer to the Sealite website under the warranty section

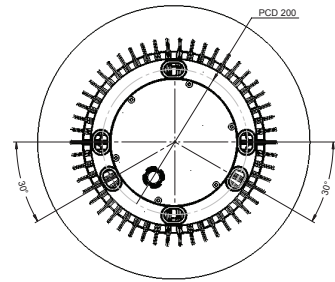
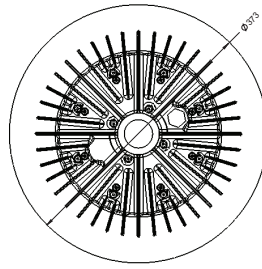
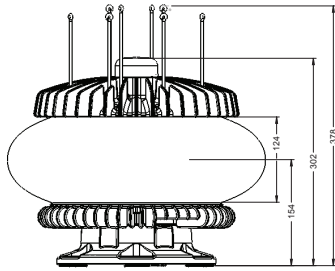
## Photometric Output

Optical Performance	
Maximum luminous intensity (cd)	
	WHITE
SL-300-1D5-1	94,400
SL-300-1D5-2	188,800

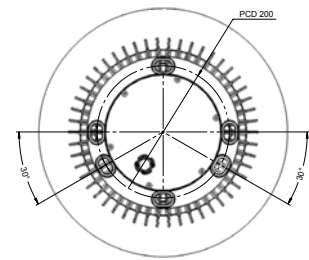
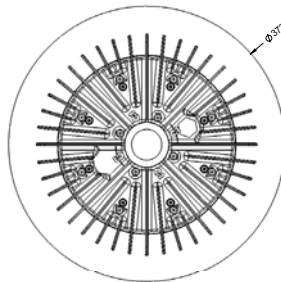
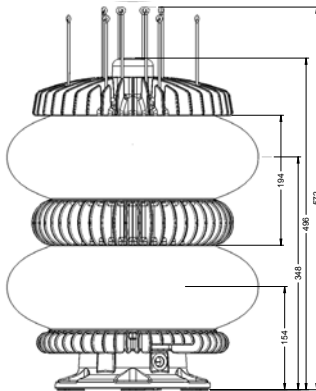


## Technical Illustrations

SL-300-1D5-1 Model



SL-300-1D5-2 Model



### HOW TO ORDER

#### 13–21NM Long Range Lantern

SL-300-1D5-[tiers]-[colour]-[?]-[?]

**Product No.:** \_\_\_\_\_

**Model:** \_\_\_\_\_  
1D5 = 1.5° Divergence

**Tiers:** \_\_\_\_\_  
1 = Single tier  
2 = Two tier

**Colour:** \_\_\_\_\_  
W = White  
(other colours available on request)

**Monitoring & Control:** \_\_\_\_\_  
GSM = GSM  
GPS = GPS Synchronisation  
AIS1 = AIS Type 1  
AIS3 = AIS Type 3  
[blank] = No monitoring & control

**RS Communications Port:** \_\_\_\_\_  
RS = RS communications port  
[blank] = No RS communications port

Note: Please contact your Sealite representative for optional power supply solutions

### HOW TO ORDER

#### Solar Power Supply

SL-PS-110-140-01

**Product No.:** \_\_\_\_\_

**Battery Capacity:** \_\_\_\_\_  
110 = 110 Ah

**Solar Output:** \_\_\_\_\_  
140 = 140 watts

**Mount Type:** \_\_\_\_\_  
01 = post mount

We believe technology improves navigation™

